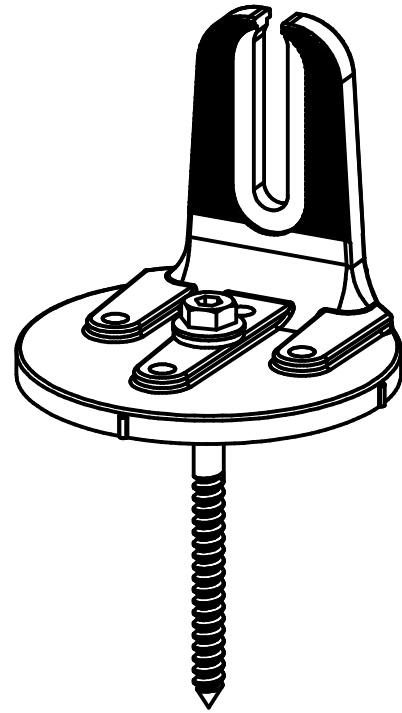


NOTES


1. 5/16 LAG IN 2X4 LUMBER.
2. VALUES VALID ONLY WHEN PRODUCT IS USED IN ACCORDANCE WITH SUNMODO INSTALLATION AND OTHER TECHNICAL DOCUMENTATION.
3. PARALLEL DENOTES LATERAL DIRECTION PARALLEL TO RAIL RUN.
PERPENDICULAR DENOTES LATERAL DIRECTION PERPENDICULAR TO RAIL RUN.

REVISIONS			
REV	DESCRIPTION	BY	DATE
A	INITIAL RELEASE	KYY	05/31/2024




	ULT. LOAD
UPLIFT(LBF)	1500
PERPENDICULAR(LBF)	540
PARALLEL(LBF)	810

K50063-XX2 NANO MOUNT WITH LAG¹ SCREW



	ULT. LOAD
UPLIFT(LBF)	1150
PERPENDICULAR(LBF)	550
PARALLEL(LBF)	810

K50063-XX2 NANO DECK MOUNT
(IN MIN 1/2" PLYWOOD OR 5/8" OSB)



	ULT. LOAD
UPLIFT(LBF)	1970
PERPENDICULAR(LBF)	640
PARALLEL(LBF)	820

K50063-XX2 NANO DECK MOUNT
(IN RAFTER)

MATERIAL SEE NOTES	
Third Angle Projection:	
GENERAL SPECIFICATIONS All Dimensions in inches [millimeters]	
Tolerances	
X.XXX ±0.01 [0.25mm]	Break all sharp edges .010-.020 unless otherwise specified.
X.XX ±0.02 [0.50mm]	
X.X ±0.039 [1.0mm]	
Unless otherwise spec'd	
DRAWN BY LWF	DATE 05/31/2024
CHECKED BY	
APPROVALS	

SunModo Corp.	
14800 NE 65TH STREET, VANCOUVER WA 98682	
TITLE NANO MOUNT LOAD CAPACITIES	
DRAWING NUMBER B	K50063-XX2 STRUCTURE
SCALE:	SHEET 1 of 1

THIS DRAWING IS CONFIDENTIAL PROPERTY OF SUNMODO AND ITS CONTENTS MAY NOT BE DISCLOSED WITHOUT THE PRIOR WRITTEN CONSENT OF SUNMODO CORP.