





### **EZ Grip Metal Mount Kit (K50532-001 & K50532-002):**


These Installation Instructions are for attaching the EZ Grip Metal Mount Kit into 1/2" plywood, 7/16" OSB or 26ga sheet metal roof decking material. The SunModo EZ Grip Metal Mount Kit comes complete with Mount, 1/4 x 3" or 1/4 x 1-1/2" Hex Washer Head Lag Bolts, L-Foot and 3/8" Hardware.



Locate desired location for the EZ Grip Metal Mount. Install using the four 1/4 x 3" or 1/4 x 1-1/2" Hex Washer Head Lag Bolts supplied.



Secure the L-Foot to the Mount using the 3/8" Hardware supplied. Torque to 15 ft. lbs.



Using the 3/8" hardware supplied attach the Rail to the L-Foot. Torque to 15 ft. lbs.

### **Installation Notes:**

1. Tools Required: Drill, torque wrench, sockets set, tape measure, string line or laser line.
2. The use of an impact driver is strongly discouraged for all stainless nut and bolt hardware.
3. Installer shall use anti-seize compound, such as Permatex anti-seize. Lubricant is recommended for all stainless steel threaded parts.